

BEST CONTACTS FOR YOUR SUCCESS

NETWORKING COMPONENTS

COAXIAL CONNECTORS

CABLE ASSEMBLIES

PRECISION TURNED PARTS

PLASTIC INJECTION MOULD PARTS

INDUSTRIAL ELECTRONICS



**Electrical  
Scoop-Proof**

1000  
MHz

PoE+

fully  
shielded

REAL-TIME  
RE-EMBEDDED

## DataVoice Connection Modules

# Connection Module VM-Pro Class F<sub>A</sub> (1000 MHz) IP67


The connection module VM-Pro 8-8 Class F<sub>A</sub> IP67 offers transmission properties up to Class F<sub>A</sub> acc. to ISO/IEC 11801 and is suitable for installation and patch cables with 8 wires. Shielded and unshielded cables with solid and stranded conductors of AWG27-22 type and outer diameter of 5.5 - 9.0 mm can be connected with the VM-Pro 8-8 Class F<sub>A</sub> IP67. Due to its compact shape the connection module is suitable for use in confined spaces. Assembly of the VM-Pro 8-8 Class F<sub>A</sub> IP67 connection module requires no special tools and is completed

in a few steps. The mechanical stability, the insulated structure and the protection against external influences enables versatile use of the VM-Pro 8-8 Class F<sub>A</sub> (1000 MHz) IP67 for laying and repairing cables in building, residential and industrial building cabling.

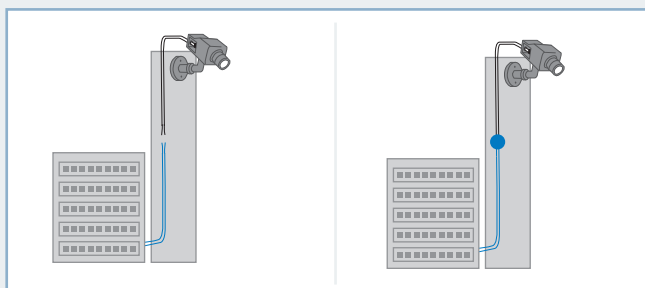
The IP67 connection module is shielded, insulated by the plastic screw glands, safe from manipulation and enables reliable strain relief.

## Performance Characteristics

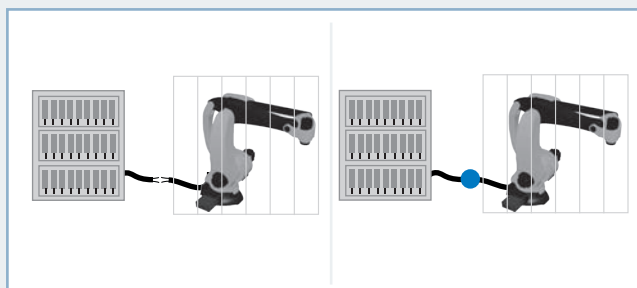
- Class F<sub>A</sub> (1000 MHz)
- real-time re-embedded
- suitable for 100 / 250 / 500 / 1000 MHz installation and patch cables
- connection via IDC termination
- insulated construction (insulating resistance  $30 \times 10^{12} \Omega$ )
- connection of 4-pair shielded/unshielded installation and patch cables from AWG27-22
- pairs can be brought directly up to the terminal without untwisting the pairs
- EMC compatible acc. to DIN EN 61000-6-1 and DIN EN 61000-6-2
- suitable for PoE+ acc. to IEEE 802.3at
- temperature range from -40° C to + 70° C
- reconnectable up to 4 times



## Application Field



Cable extension at the transition from internal to external cabling



Cable rerouting in case of change of production facilities


Order-No.	Description	Remarks	Colour
J80060A0000	VM-Pro 8-8 Class F <sub>A</sub> IP67	AWG27-22	black

# Connection Modules Cat.7<sub>A</sub> 1000 MHz

The VM 8-8 modules Cat.7<sub>A</sub> are applied as connections/ extensions of commercially available, shielded/unshielded twisted-pair installation cables (Cat.5e/Cat.6/Cat.6<sub>A</sub>/Cat.7/ Cat.7<sub>A</sub>) in the following applications: damaged cables, cable extensions, cable rerouting. When VM 8-8 Cat.7<sub>A</sub> modules are used, the cable segments in a structured wiring system do not

need to be laid out again. This reduces the expenses for alterations and the overall costs to a minimum. Depending on the connection module type, up to 12 incoming and 12 outgoing 8-wire cables can be permanently connected together without any significant reduction in the transmission characteristics or any limitation of the maximum link lengths.

Performance Characteristics	
<ul style="list-style-type: none"><li>Connecting hardware Cat.7<sub>A</sub> (1000 MHz)</li><li>real-time re-embedded</li><li>suitable for 100/250/500/1000 MHz installation cables</li><li>connection via LSA Plus terminals on a common PCB</li><li>colour coding in acc. with EIA/TIA 568A and B</li><li>connection of 4-pair shielded/unshielded installation cables from AWG 24-22</li><li>pairs can be brought directly up to the terminal without untwisting the pairs</li><li>secure shielded contact using screw-on terminals directly on the PCB</li></ul>	<ul style="list-style-type: none"><li>variable cable feeds</li><li>cable strain relief using commercially available cable ties (VM 8-8, Cat.7<sub>A</sub>)</li><li>tool-free installation of shielding cover made of stainless steel (19" and on-wall mounted version)</li><li>surface mount (AP) type: incoming and outgoing cables in the same direction</li><li>surface mount, 19", and basic (for loose connection) version: incoming and outgoing cables offset by 180 degrees</li><li>ground connection option directly on the PCB (M4 screw)</li><li>EMC compatible in accordance with DIN EN 61000-6-1 and DIN 61000-6-2</li></ul>



Multi 12x VM 8-8 Cat.7<sub>A</sub>  
19" 1/2 HE Multi Connection Module for 12 shielded and unshielded installation cables

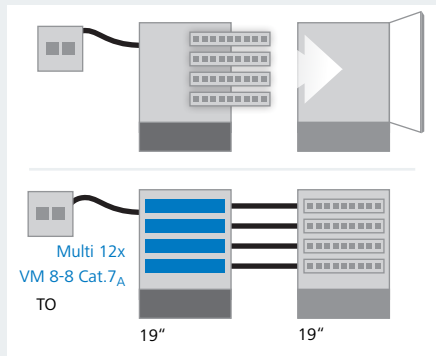


Multi 6x VM 8-8 Cat.7<sub>A</sub>  
wall housing for 6 shielded and unshielded installation cables e.g. as consolidation point

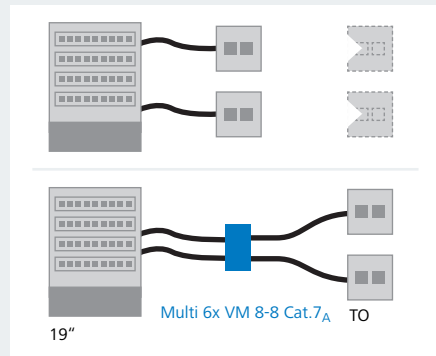


VM 8-8 Cat.7<sub>A</sub>  
single module for shielded and unshielded installation cables, also with mounting rail adaptor

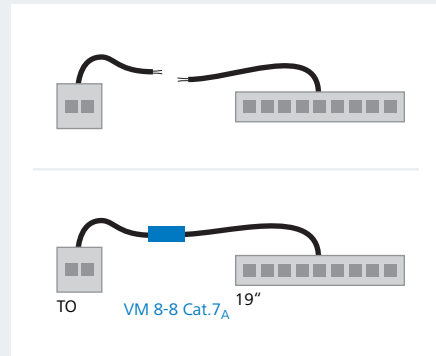
## Application Fields



Cable rerouting



Cable extensions



Damaged cables

Order no.	Description	Remarks	Colour
J00060A0072	Multi 12x VM 8-8 Cat.7 <sub>A</sub>	19" 1/2 HU Multi Connection Module	light grey
J00060A0071	Multi 6x VM 8-8 Cat.7 <sub>A</sub>	Wall housing	light grey
J00060A0069	VM 8-8 Cat.7 <sub>A</sub>	Single module	black
J00060B0069	VM 8-8 Cat.7 <sub>A</sub> with mounting rail adaptor	Single module	black

# Other Telegärtner products for industrial premises and machinery cabling

## Industrial Ethernet connector STX




Whether it involves factory, machinery or facility cabling: With the industrial connectors of Variant 1, Variant 4, Variant 5 and Variant 14 from the STX platform and industrial connectors of Variant 6 Telegärtner offers you top class standard compliant Industrial Ethernet solutions.

The STX platform concept for industrial connectors enables the use of inserts with identical dimensions in different housings. There is nothing easier and at the same time more reliable for modern, future proof 10 Gbit networks for industrial premises.

More information and a detailed list of products can be found at [www.telegaertner.com/stx](http://www.telegaertner.com/stx)

## DataVoice Industry catalogue



All Telegärtner network components for the industrial sector can be found in our DataVoice Industry catalogue. Download or order at [www.telegaertner.com](http://www.telegaertner.com)

## Online catalogue



All product information like technical data sheets and installation instructions can be downloaded free as pdfs in our online catalogue at

[www.telegaertner.com](http://www.telegaertner.com)

**Telegärtner**  
**Karl Gärtner GmbH**

Lerchenstr. 35  
D-71144 Steinenbronn

Telefon: +49(0) 7157/125-100  
Telefax: +49(0) 7157/125-120

E-Mail: [info@telegaertner.com](mailto:info@telegaertner.com)  
Web: [www.telegaertner.com](http://www.telegaertner.com)

Ihr Fachhändler: